









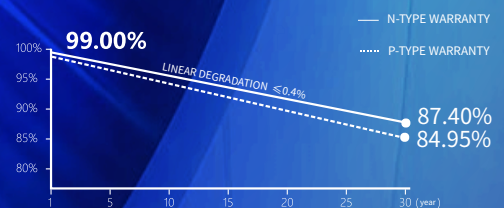




**685~705W**

**HY-NT12/66GDF**



-  Module Efficiency up to 22.7%
-  Zero LID
-  SMBB + Half-cell tech, reduce internal current loss, improve module efficiency, minimize micro-crack impacts, and improve module reliability
-  Non-destructive Slicing Tech, reduce micro-crack risk
-  Lower temperature coefficient (-0.29%/°C), lower operating temperature, increase the power generation
-  Excellent low irradiance performance, higher power output
-  Bifaciality rate up to 80-85%, and up to 30% power gain from back side (depending on albedo)
-  Resistant to harsh environments
-  Anti PID
-  More energy yield, lower BOS and LCOE



-  15-YEAR PRODUCT WORKMANSHIP WARRANTY
-  30-YEAR LINEAR POWER WARRANTY

**Comprehensive Products and System Certificates**

IEC 61215, IEC 61730  
ISO 9001:2015 Quality management systems  
ISO 14001:2015 Environmental management systems  
ISO 45001:2018 Occupational health and safety management systems



## Electrical performance parameters

\*STC: Irradiance 1000W/m<sup>2</sup>, Cell Temperature 25° C, AM=1.5

Maximum power (P <sub>mpp</sub> / Wp)	685	690	695	700	705
Maximum power voltage (V <sub>mpp</sub> / V)	39.45	39.65	39.86	40.06	40.27
Maximum power current (I <sub>mpp</sub> / A)	17.37	17.41	17.44	17.48	17.51
Open circuit voltage (V <sub>oc</sub> / V)	47.86	48.06	48.26	48.46	48.66
Short-circuit current (I <sub>sc</sub> / A)	18.18	18.22	18.26	18.30	18.34
Module efficiency	22.1%	22.2%	22.4%	22.5%	22.7%
Power tolerance	0~+5W				

NMOT: Irradiance 800W/m<sup>2</sup>, Ambient Temperature 20° C, AM=1.5, Wind Speed 1m/s

Maximum power (P <sub>mpp</sub> / Wp)	519.4	523.3	527.2	530.9	534.8
Maximum power voltage (V <sub>mpp</sub> / V)	37.15	37.35	37.55	37.73	37.93
Maximum power current (I <sub>mpp</sub> / A)	13.98	14.01	14.04	14.07	14.10
Open circuit voltage (V <sub>oc</sub> / V)	45.52	45.72	45.92	46.12	46.32
Short-circuit current (I <sub>sc</sub> / A)	14.64	14.67	14.70	14.73	14.76

## Different rear power gains

(700W as an example)

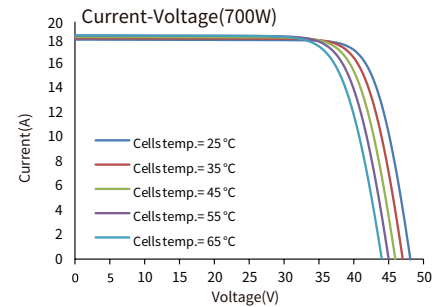
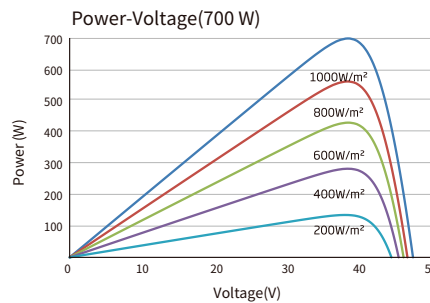
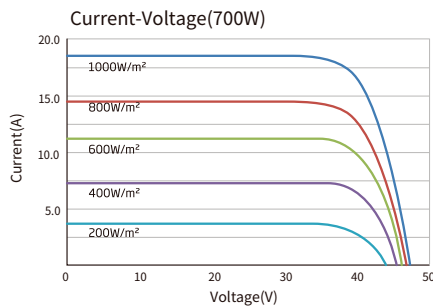
Power gains P <sub>mpp</sub> /Wp	V <sub>mpp</sub> /V	I <sub>mpp</sub> /A	V <sub>oc</sub> /V	I <sub>sc</sub> /A	
5%	735	40.06	18.35	48.46	19.22
15%	805	40.06	20.09	48.46	21.05
25%	875	40.06	21.84	48.46	22.88

## Temperature coefficient

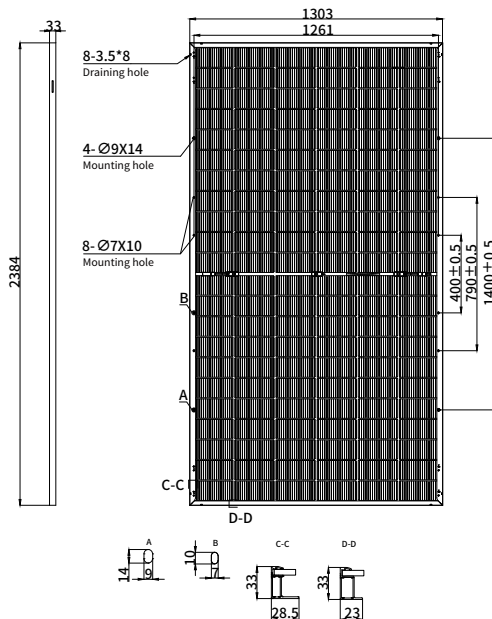
Temperature coefficient (P <sub>mpp</sub> )	-0.29%/°C
Temperature coefficient (I <sub>sc</sub> )	+0.043%/°C
Temperature coefficient (V <sub>oc</sub> )	-0.24%/°C
Nominal module operating temperature (NMOT)	42±2°C

## Operating parameters

Max. system voltage (IEC)	1500V <sub>oc</sub>
Junction box protection rating	IP 68
Max. series fuse rating	35 A
Operational temperature	-40~+85°C
Bifaciality rate	80±5%



## Mechanical parameters



Outer dimensions (L x W x H)	2384 x 1303 x 33 mm
Cell	N type mono-crystalline
Number of cells	132 (6*22)
Frame	Aluminum, silver anodized
Glass thickness	2.0+2.0 mm
Cable length (including connector)	Portrait: (+)300 mm, (-)300 mm; Customized length
Cable cross-sectional area (IEC)	4 mm <sup>2</sup> / 12 AWG
① Maximum test mechanical load	5400Pa (front) /2400Pa(rear)
Connector type (IEC)	MC4 EVO2 compatible/MC4 EVO2
Module weight	38.3 kg
Packaging unit	33 pcs / box
Weight of packing unit	1300 kg / box
Modules per 40' HQ container	594 pcs

① Please refer to the installation manual or contact us to confirm.  
The maximum test mechanical load = 1.5 × maximum design mechanical load.

\*The data above is for reference only and the actual data is in accordance with the practical testing. Power Measurement Tolerance ±3% under STC standard.